


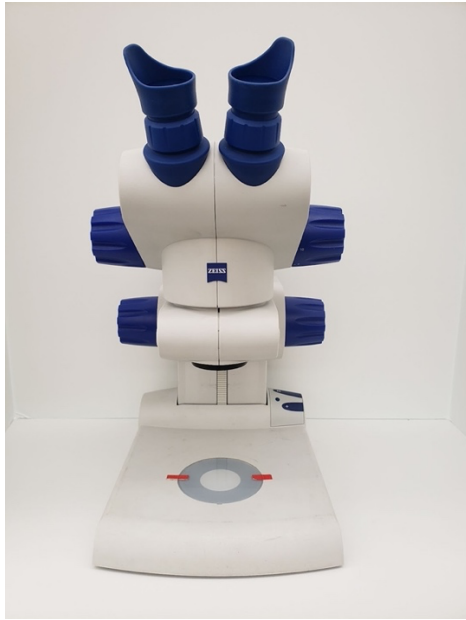


Week 3, Part 2

Identifying the parts of a dissecting microscope

Using the numbers provided, label the parts on a dissecting microscope on pictures A, B, C, and D below: (1) eyepiece; (2) diopter; (3) base illuminator; (4) top illuminator; (5) arm; (6) objective; (7) focus knob adjustment; (8) brightness adjustment



Images by D. Brogun